

SUNNY TRIPOWER CORE1

STP 50-40



STP 50-40



World's first free standing inverter

Up to 60 % faster installation for commercial PV systems

Cost-Effective

- Floor-mounted device easy to install
- No DC fuses required
- Integrated DC disconnect

Highly Integrated

- Integrated Wi-Fi access with any mobile device
- 12 direct string inputs reduce labor and material costs
- AC/DC overvoltage protection (optional)

Fastest Installation

- Fast grid connection due to easy inverter configuration and commissioning
- Completely accessible connection areas

Maximum Yields

- Up to 150% DC:AC ratio
- Six independent MPP trackers guarantee optimal energy production for every use, even in shading

SUNNY TRIPOWER CORE1

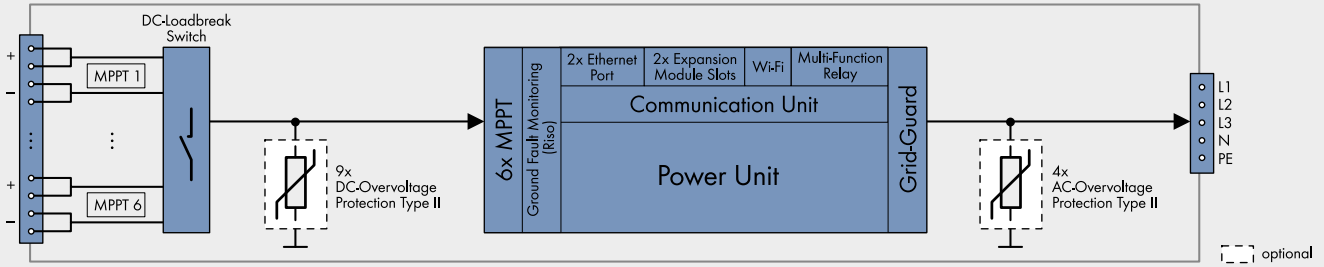
Stands on its own

The Sunny Tripower CORE1 is the world's first free-standing string inverter for decentralized rooftop and ground-based PV systems as well as covered parking spaces. The CORE1 is the third generation in the successful Sunny Tripower product family and is revolutionizing the world of commercial inverters with its innovative design. SMA engineers developed an inverter that combines a unique design with an innovative installation method to significantly reduce installation time and provide all target groups with a maximum return on investment.

From delivery and installation to operation, the Sunny Tripower CORE1 generates widespread savings in logistics, labor, materials and services. Commercial PV installations are now quicker and easier to complete than ever before.

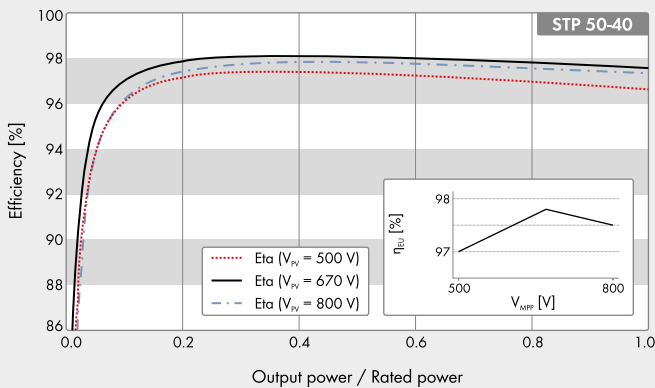
BLOCK DIAGRAM

STP 50-40









Technical Data	Sunny Tripower CORE1	Technical Data	Sunny Tripower CORE1
Input (DC)		Efficiency	
Max. generator power	75000 Wp STC	Max. efficiency / European efficiency	98.1% / 97.8%
Max. input voltage	1000 V	General data	
MPP voltage range / rated input voltage	500 V to 800 V / 670 V	Dimensions (W/H/D)	621 mm / 733 mm / 569 mm (24.4 in / 28.8 in / 22.4 in)
Min. input voltage / start input voltage	150 V / 188 V	Weight	84 kg (185 lb)
Max. operating input current / per MPPT	120 A / 20 A	Operating temperature range	-25 °C to +60 °C (-13 °F to +140 °F)
Max. short circuit current per MPPT / per string input	30A / 30A	Noise emission (typical)	< 65 dB(A)
Number of independent MPPT inputs / strings per MPP input	6 / 2	Self-consumption (at night)	4.8 W
Output (AC)		Topology / Cooling concept	Transformerless / OptiCool
Rated power (at 230 V, 50 Hz)	50000 W	Degree of protection (as per IEC 60529)	IP65
Max. apparent AC power	50000 VA	Climatic category (according to IEC 60721-3-4)	4K4H
AC nominal voltage	220 V / 380 V 230 V / 400 V 240 V / 415 V	Max. permissible value for relative humidity (non-condensing)	100%
AC voltage range	202 V to 305 V	Features / functions / accessories	
AC grid frequency / range	50 Hz / 44 Hz to 55 Hz 60 Hz / 54 Hz to 65 Hz	DC connection / AC connection	SUNCLIX / screw terminal
Rated power frequency / rated grid voltage	50 Hz / 230 V	Mounting feet	●
Max. output current / Rated output current	72.5 A / 72.5 A	LED indicators (status / fault / communication)	●
Output phases / AC connection	3 / 3-(N)-PE	Interface: Ethernet / WLAN / RS485	● (2 ports) / ● / ○
Power factor at rated power / Adjustable displacement power factor	1 / 0.0 leading to 0.0 lagging	Data interface: SMA Modbus / SunSpec Modbus / Speedwire, Webconnect	● / ● / ●
THD	< 3%	Multi-Function relay / Expansion Module Slots	● / ● (2 ports)
Protective devices		OptiTrac Global Peak / Integrated Plant Control / Q on Demand 24/7	● / ● / ●
Input-side disconnection device	●	Off-grid capable / SMA Fuel Save Controller compatible	● / ●
Ground fault monitoring / grid monitoring	● / ●	Guarantee: 5/10/15/20 years	● / ○ / ○ / ○
DC reverse polarity protection / AC short-circuit current capability / galvanically isolated	● / ● / -	Certificates and permits (more available on request)	ANRE 30, AS 4777, BDEW 2008, C10/11:2012, CE, CEI 0-16, CEI 0-21, EN 50438:2013*, G59/3, IEC 60068-2-x, IEC 61727, IEC 62109-1/2, IEC 62116, MEA 2016, NBR 16149, NEN EN 50438, NRS 097-2-1, PEA 2016, PPC, RD 1699/413, RD 661/2007, Res. n°7:2013, SI4777, TOR D4, TR 3.2.2, UTE C15-712-1, VDE 0126-1-1, VDE-ARN 4105, VFR 2014, P.O.12.3, NTCO-NTCyS, GC 8.9H, PR20, DEWA
All-pole sensitive residual-current monitoring unit	●	* Does not apply to all national appendices of EN 50438	
Protection class (according to IEC 62109-1) / overvoltage category (according to IEC 62109-1)	I / AC: III; DC: II	● Standard features ○ Optional - Not available	
AC/DC surge arrester (Type II)	○ / ○	Data at nominal conditions - status: 07/2017	
		Type designation	STP 50-40

Efficiency Curve



Assessories

- 
SMA Sensor Module MD.SEN-40
- 
SMA IO-Module MD.IO-40
- 
SMA RS485 Module MD.485-40
- 
Antenna Extension Kit EXTANT-40
- 
AC Surge Protection Module Kit AC_SPD_Kit1-10
- 
DC Surge Protection Module Kit DC_SPD_Kit4-10